

ELEVATION CERTIFICATE

Important: Follow the instructions on pages 1-9.

Copy all pages of this Elevation Certificate and all attachments for (1) community official, (2) insurance agent/company, and (3) building owner.

SECTION A – PROPERTY INFORMATION				FOR INSURANCE COMPANY USE	
A1. Building Owner's Name MOX Properties LLC				Policy Number:	
A2. Building Street Address (including Apt., Unit, Suite, and/or Bldg. No.) or P.O. Route and Box No. 1000 Dickinson Mobile Home Park, Lot 131				Company NAIC Number:	
City Charleston		State West Virginia		ZIP Code 25306	
A3. Property Description (Lot and Block Numbers, Tax Parcel Number, Legal Description, etc.) Lot 131 Dickinson Mobile Home Park					
A4. Building Use (e.g., Residential, Non-Residential, Addition, Accessory, etc.) <u>Residential</u>					
A5. Latitude/Longitude: Lat. <u>38-19'-52.8"</u> Long. <u>81-27'-25.9"</u> Horizontal Datum: <input type="checkbox"/> NAD 1927 <input checked="" type="checkbox"/> NAD 1983					
A6. Attach at least 2 photographs of the building if the Certificate is being used to obtain flood insurance.					
A7. Building Diagram Number <u>8</u>					
A8. For a building with a crawlspace or enclosure(s):					
a) Square footage of crawlspace or enclosure(s) <u>1008.00</u> sq ft					
b) Number of permanent flood openings in the crawlspace or enclosure(s) within 1.0 foot above adjacent grade <u>2</u>					
c) Total net area of flood openings in A8.b <u>1152.00</u> sq in					
d) Engineered flood openings? <input checked="" type="checkbox"/> Yes <input type="checkbox"/> No					
A9. For a building with an attached garage:					
a) Square footage of attached garage <u>0.00</u> sq ft					
b) Number of permanent flood openings in the attached garage within 1.0 foot above adjacent grade <u>0</u>					
c) Total net area of flood openings in A9.b <u>0.00</u> sq in					
d) Engineered flood openings? <input type="checkbox"/> Yes <input checked="" type="checkbox"/> No					
SECTION B – FLOOD INSURANCE RATE MAP (FIRM) INFORMATION					
B1. NFIP Community Name & Community Number Kanawha County 540070			B2. County Name Kanawha		B3. State West Virginia
B4. Map/Panel Number 54039C0455	B5. Suffix E	B6. FIRM Index Date 02-06-2008	B7. FIRM Panel Effective/ Revised Date 02-06-2008	B8. Flood Zone(s) AE	B9. Base Flood Elevation(s) (Zone AO, use Base Flood Depth) 725.5
B10. Indicate the source of the Base Flood Elevation (BFE) data or base flood depth entered in Item B9: <input type="checkbox"/> FIS Profile <input checked="" type="checkbox"/> FIRM <input type="checkbox"/> Community Determined <input type="checkbox"/> Other/Source: _____					
B11. Indicate elevation datum used for BFE in Item B9: <input type="checkbox"/> NGVD 1929 <input checked="" type="checkbox"/> NAVD 1988 <input type="checkbox"/> Other/Source: _____					
B12. Is the building located in a Coastal Barrier Resources System (CBRS) area or Otherwise Protected Area (OPA)? <input type="checkbox"/> Yes <input type="checkbox"/> No Designation Date: _____ <input type="checkbox"/> CBRS <input type="checkbox"/> OPA					

ELEVATION CERTIFICATE

OMB No. 1660-0008
Expiration Date: November 30, 2022

IMPORTANT: In these spaces, copy the corresponding information from Section A.			FOR INSURANCE COMPANY USE
Building Street Address (including Apt., Unit, Suite, and/or Bldg. No.) or P.O. Route and Box No. 1000 Dickinson Mobile Home Park, Lot 131			Policy Number:
City Charleston	State West Virginia	ZIP Code 25306	Company NAIC Number

SECTION C – BUILDING ELEVATION INFORMATION (SURVEY REQUIRED)

C1. Building elevations are based on: Construction Drawings* Building Under Construction* Finished Construction
*A new Elevation Certificate will be required when construction of the building is complete.

C2. Elevations – Zones A1–A30, AE, AH, A (with BFE), VE, V1–V30, V (with BFE), AR, AR/A, AR/AE, AR/A1–A30, AR/AH, AR/AO. Complete Items C2.a–h below according to the building diagram specified in Item A7. In Puerto Rico only, enter meters.

Benchmark Utilized: GPS Observation Vertical Datum: 1988

Indicate elevation datum used for the elevations in items a) through h) below.

NGVD 1929 NAVD 1988 Other/Source: _____

Datum used for building elevations must be the same as that used for the BFE.

Check the measurement used.

- | | | | |
|---|--------------|--|---------------------------------|
| a) Top of bottom floor (including basement, crawlspace, or enclosure floor) | <u>719.3</u> | <input checked="" type="checkbox"/> feet | <input type="checkbox"/> meters |
| b) Top of the next higher floor | <u>727.6</u> | <input checked="" type="checkbox"/> feet | <input type="checkbox"/> meters |
| c) Bottom of the lowest horizontal structural member (V Zones only) | _____ | <input type="checkbox"/> feet | <input type="checkbox"/> meters |
| d) Attached garage (top of slab) | _____ | <input type="checkbox"/> feet | <input type="checkbox"/> meters |
| e) Lowest elevation of machinery or equipment servicing the building
(Describe type of equipment and location in Comments) | <u>727.8</u> | <input checked="" type="checkbox"/> feet | <input type="checkbox"/> meters |
| f) Lowest adjacent (finished) grade next to building (LAG) | <u>719.0</u> | <input checked="" type="checkbox"/> feet | <input type="checkbox"/> meters |
| g) Highest adjacent (finished) grade next to building (HAG) | <u>719.5</u> | <input checked="" type="checkbox"/> feet | <input type="checkbox"/> meters |
| h) Lowest adjacent grade at lowest elevation of deck or stairs, including structural support | <u>719.5</u> | <input checked="" type="checkbox"/> feet | <input type="checkbox"/> meters |

SECTION D – SURVEYOR, ENGINEER, OR ARCHITECT CERTIFICATION

This certification is to be signed and sealed by a land surveyor, engineer, or architect authorized by law to certify elevation information. I certify that the information on this Certificate represents my best efforts to interpret the data available. I understand that any false statement may be punishable by fine or imprisonment under 18 U.S. Code, Section 1001.

Were latitude and longitude in Section A provided by a licensed land surveyor? Yes No Check here if attachments.

Certifier's Name Kevin Schafer	License Number 923		
Title Professional Surveyor			
Company Name Design Tech Inc			
Address 749 Divide Ridge Road			
City Given Charleston	State West Virginia		ZIP Code 25245
Signature 	Date 03-11-2021	Telephone (304) 746-4734	Ext.

Copy all pages of this Elevation Certificate and all attachments for (1) community official, (2) insurance agent/company, and (3) building owner.

Comments (including type of equipment and location, per C2(e), if applicable)
Crawlspace framed with metal studs and vinyl skirting.

(2) Engineered flood Vents Model number CSBA816 Breakaway vents.

ELEVATION CERTIFICATE

OMB No. 1660-0008
Expiration Date: November 30, 2022

IMPORTANT: In these spaces, copy the corresponding information from Section A.

FOR INSURANCE COMPANY USE

Building Street Address (including Apt., Unit, Suite, and/or Bldg. No.) or P.O. Route and Box No.
1000 Dickinson Mobile Home Park, Lot 131

Policy Number:

City: Charleston
State: West Virginia
ZIP Code: 25306

Company NAIC Number

**SECTION E – BUILDING ELEVATION INFORMATION (SURVEY NOT REQUIRED)
FOR ZONE AO AND ZONE A (WITHOUT BFE)**

For Zones AO and A (without BFE), complete Items E1–E5. If the Certificate is intended to support a LOMA or LOMR-F request, complete Sections A, B, and C. For Items E1–E4, use natural grade, if available. Check the measurement used. In Puerto Rico only, enter meters.


- E1. Provide elevation information for the following and check the appropriate boxes to show whether the elevation is above or below the highest adjacent grade (HAG) and the lowest adjacent grade (LAG).
 - a) Top of bottom floor (including basement, crawlspace, or enclosure) is _____ feet meters above or below the HAG.
 - b) Top of bottom floor (including basement, crawlspace, or enclosure) is _____ feet meters above or below the LAG.
- E2. For Building Diagrams 6–9 with permanent flood openings provided in Section A Items 8 and/or 9 (see pages 1–2 of Instructions), the next higher floor (elevation C2.b in the diagrams) of the building is _____ feet meters above or below the HAG.
- E3. Attached garage (top of slab) is _____ feet meters above or below the HAG.
- E4. Top of platform of machinery and/or equipment servicing the building is _____ feet meters above or below the HAG.
- E5. Zone AO only: If no flood depth number is available, is the top of the bottom floor elevated in accordance with the community's floodplain management ordinance? Yes No Unknown. The local official must certify this information in Section G.

SECTION F – PROPERTY OWNER (OR OWNER'S REPRESENTATIVE) CERTIFICATION

The property owner or owner's authorized representative who completes Sections A, B, and E for Zone A (without a FEMA-issued or community-issued BFE) or Zone AO must sign here. The statements in Sections A, B, and E are correct to the best of my knowledge.

Property Owner or Owner's Authorized Representative's Name
Kevin Schafer

Address: 749 Divide Ridge Road
City: West Virginia
State: West Virginia
ZIP Code: 25245

Signature: 
Date: 03-11-2021
Telephone: (304) 746-4734

Comments

Check here if attachments.

DIVISION: 08 00 00—OPENINGS
Section: 08 95 43—Vents/Foundation Flood Vents

REPORT HOLDER:

CRAWL SPACE DOOR SYSTEMS, INC.

EVALUATION SUBJECT:

**CRAWL SPACE DOOR SYSTEMS FLOOD VENT
MODEL #CSBA816
CRAWL SPACE STACKED MODELS: #ICCSTACKED2;
#ICCSTACKED4
FLOOD VENT INSULATED KIT #ICCINSULATED**

1.0 EVALUATION SCOPE

Compliance with the following codes:

- 2018 and 2015 *International Building Code*®
- 2018 and 2015 *International Residential Code*®

Properties evaluated:

- Physical operation
- Water flow
- Weathering

2.0 USES

Crawl Space Door Systems flood vents are used to provide for the equalization of hydrostatic flood forces on exterior walls.

3.0 DESCRIPTIONS

3.1 General:

Crawl Space Door Systems flood vents are engineered mechanically operated flood vents. Upon contact with flood water, the flood vents automatically open and allow flood water to enter and exit enclosed areas. The vents are constructed of general purpose ABS SP-9010 plastic. The Crawl Space Flood Vent Model #CSBA816 has a faux louver with either a solid plastic plate or wire mesh attached to the back of the louver. The louver is dislodged from the vent upon contact with flood waters. See Figure 1 for an illustration of the flood vent Model #CSBA816.

The Flood Vent Insulated Kit Model #ICCINSULATED is constructed of general purpose ABS SP-9010 plastic. The vent frame opening is filled with a 2-inch thick (51 mm) extruded polystyrene Styrofoam™ Brand Scoreboard Foam Insulation Board (ESR-2142). The insulation board is dislodged from the vent upon contact with flood waters,

allowing flood waters to enter and exit enclosed areas. See Figure 2 for an illustration of the Flood Vent Insulated Kit Model #ICCINSULATED.

The Crawl Space Stacked Model #ICCSTACKED2 contains two vertically arranged Crawl Space Flood Vents (Model #CSBA816) in one assembly. The Crawl Space Stacked Model #ICCSTACKED4 contains four Crawl Space Flood Vents (Model #CSBA816) in one assembly, with two sets of side by side flood vents vertically arranged.

3.2 Engineered Opening:

The Crawl Space Door Systems static flood vents comply with the design principle noted in Section 2.7.2.2 of ASCE/SEI 24 for a rate of rise and fall of 5 feet per hour (0.423 mm/s). In order to comply with the engineered opening requirement of ASCE/SEI 24-14, the flood vents must be installed in accordance with Section 4.0 of this report.

3.3 Ventilation:

The Crawl Space Flood Vent Model #CSBA816 and Crawl Space Stacked Models #ICCSTACKED2 and #ICCSTACKED4 are available covered with metal wire mesh with 0.108 inch by 0.108 inch (2.74 mm by 2.74 mm) openings. The mesh is covered by a faux louver with 11/16 inch (17.5 mm) vertical clearance between each blade. The Crawl Space Flood Vent Model #CSBA816 provides 11 square inches (7097 mm²) of net free area to supply natural ventilation when equipped with wire mesh. The Crawl Space Stacked Models #ICCSTACKED2 and #ICCSTACKED4 supply 22 square inches (14,194 mm²) and 44 square inches (28,388 mm²), respectively, of net free area to supply natural ventilation when equipped with wire mesh. The Crawl Space Flood Vent Model #CSBA816 covered with a solid plastic plate, Crawl Space Stacked Models #ICCSTACKED2 and #ICCSTACKED4 covered with a solid plastic plate, and the Flood Vent Insulated Kit Model #ICCINSULATED do not offer natural ventilation.

4.0 DESIGN AND INSTALLATION

The Crawl Space Door Systems flood vents are designed to be installed into walls or doors of existing or new construction from the exterior side. Installation of the vents must be in accordance with the manufacturer's instructions, the applicable code and this report. In order to comply with the engineered opening design principle noted in Sections 2.7.2.2 and 2.7.3 of ASCE/SEI 24-14, the vent must be installed as follows:

- With a minimum of two openings; one on different sides of each enclosed area.

- With a minimum of one vent for the square footage of enclosed area noted in Table 1.
- Below the base flood elevation.
- With the bottom of the vent located a maximum of 12 inches (305 mm) above grade.

5.0 CONDITIONS OF USE

The Crawl Space Door Systems flood vents described in this report comply with, or are suitable alternatives to what is specified in, those codes listed in Section 1.0 of this report, subject to the following conditions:

- 5.1 The Crawl Space Door Systems flood vents must be installed in accordance with this report, the applicable code and the manufacturer's published installation instructions. In the event of a conflict, the instructions in this report govern.
- 5.2 The Crawl Space Door Systems flood vents must not be used in the place of "breakaway walls" in coastal high hazard areas but are permitted for use in conjunction with breakaway walls in other areas.
- 5.3 The Crawl Space Door Systems flood vents are manufactured under a quality control system with inspections by ICC-ES.

6.0 EVIDENCE SUBMITTED

Data in accordance with the ICC-ES Acceptance Criteria for Mechanically Operated Flood Vents (AC364), dated August 2015 (Editorially revised October 2017).

7.0 IDENTIFICATION

7.1 The Crawl Space Door Systems flood vents recognized in this report must be identified by a label bearing the manufacturer's name (Crawl Space Door Systems), the model number, and the evaluation report number (ESR-3851).

7.2 The report holder's contact information is the following:

CRAWL SPACE DOOR SYSTEMS, INC.
 3669 SEA GULL BLUFF DRIVE
 VIRGINIA BEACH, VIRGINIA 23455
 (757) 363-0005
www.crawlspacedoors.com

TABLE 1—CRAWL SPACE DOOR SYSTEMS FLOOD VENTS

MODEL	OVERALL VENT SIZE (Width x Height x Depth) (in)	ROUGH OPENING SIZE (Width x Height) (in)	ENCLOSED AREA COVERAGE (ft ²)
CSBA816	18 ¹ / ₄ x 10 ¹ / ₂ x 1 ³ / ₄	16 x 8 ¹ / ₄	305
ICCINSULATED	18 ¹ / ₄ x 10 ¹ / ₂ x 1 ³ / ₄	15 ³ / ₄ x 8	300
ICCSTACKED2	30 x 30 x 2 ³ / ₄	24 x 24	610
ICCSTACKED4	40 ¹ / ₂ x 24 ³ / ₄ x 2 ³ / ₄	35 ¹ / ₄ x 19 ¹ / ₂	1,220




FIGURE 1—CRAWL SPACE DOOR SYSTEMS FLOOD VENT

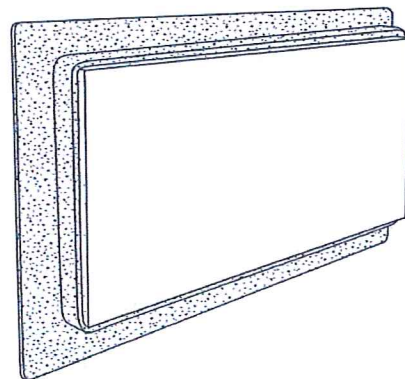


FIGURE 2—FLOOD VENT INSULATED KIT

DIVISION: 08 00 00—OPENINGS**Section: 08 95 43—Vents/Foundation Flood Vents****REPORT HOLDER:****CRAWL SPACE DOOR SYSTEMS, INC.****EVALUATION SUBJECT:****CRAWL SPACE DOOR SYSTEMS FLOOD VENT #CSBA816
CRAWL SPACE STACKED MODELS #ICCSTACKED2; #ICCSTACKED4
FLOOD VENT INSULATED KIT #ICCINSULATED****1.0 REPORT PURPOSE AND SCOPE****Purpose:**

The purpose of this evaluation report supplement is to indicate that Crawl Space Door Systems flood vents, described in ICC-ES evaluation report [ESR-3851](#), have also been evaluated for compliance with the codes noted below.

Applicable code editions:

- 2019 *California Building Code* (CBC)

For evaluation of applicable chapters adopted by the California Office of Statewide Health Planning and Development (OSHPD) and Division of State Architect (DSA), see Sections 2.1.1 and 2.1.2 below.

- 2019 *California Residential Code* (CRC)

2.0 CONCLUSIONS**2.1 CBC:**

The Crawl Space Door Systems flood vents, described in Sections 2.0 through 7.0 of the evaluation report [ESR-3851](#), comply with CBC Chapter 12, provided the design and installation are in accordance with the 2018 *International Building Code*® (IBC) provisions noted in the evaluation report and the additional requirements of CBC Chapters 12 and 16, as applicable.

2.1.1 OSHPD:

The applicable OSHPD Sections of the CBC are beyond the scope of this supplement.

2.1.2 DSA:

The applicable DSA Sections of the CBC are beyond the scope of this supplement.

2.2 CRC:

The Crawl Space Door Systems flood vents, described in Sections 2.0 through 7.0 of the evaluation report [ESR-3851](#), comply with 2019 CRC, provided the design and installation are in accordance with the 2018 *International Residential Code*® (IRC) provisions noted in the evaluation report.

This supplement expires concurrently with the evaluation report, reissued September 2020 and revised January 2021.

DIVISION: 08 00 00—OPENINGS

Section: 08 95 43—Vents/Foundation Flood Vents

REPORT HOLDER:

CRAWL SPACE DOOR SYSTEMS, INC.

EVALUATION SUBJECT:

CRAWL SPACE DOOR SYSTEMS FLOOD VENT #CSBA816
CRAWL SPACE STACKED MODELS #ICCSTACKED2; #ICCSTACKED4
FLOOD VENT INSULATED KIT #ICCINSULATED

1.0 REPORT PURPOSE AND SCOPE

Purpose:

The purpose of this evaluation report supplement is to indicate that Crawl Space Door Systems flood vents, described in ICC-ES evaluation report ESR-3851, have also been evaluated for compliance with the codes noted below.

Applicable code editions:

- 2020 Florida Building Code—Building
- 2020 Florida Building Code—Residential

2.0 CONCLUSIONS

The Crawl Space Door Systems flood vents, described in Sections 2.0 through 7.0 of ICC-ES evaluation report ESR-3851, comply with the *Florida Building Code—Building* and *Florida Building Code—Residential*, provided the design requirements are determined in accordance with the *Florida Building Code—Building* and *Florida Building Code—Residential*, as applicable. The installation requirements noted in ICC-ES evaluation report ESR-3851 for the 2018 *International Building Code*® meet the requirements of the *Florida Building Code—Building* and *Florida Building Code—Residential*, as applicable.

Use of the Crawl Space Door Systems flood vents has also been found to be in compliance with the High-Velocity Hurricane Zone provisions of the 2020 *Florida Building Code—Building* and *Florida Building Code—Residential*.

For products falling under Florida Rule 61G20-3, verification that the report holder's quality assurance program is audited by a quality assurance entity approved by the Florida Building Commission for the type of inspections being conducted is the responsibility of an approved validation entity (or the code official when the report holder does not possess an approval by the Commission).

This supplement expires concurrently with the evaluation report, reissued September 2020 and revised January 2021.