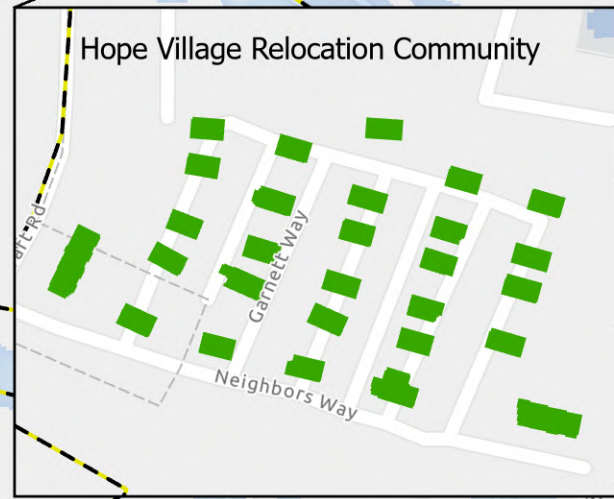
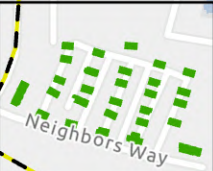
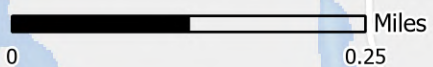


Residential New Construction: White Sulphur Springs, WV

New construction is defined here as structures with a building year of 2017 or newer. Building construction data compiled from Property Tax Assessment 2022



- Incorporated Area
- Mitigation Reconstruction within Preliminary Floodplain (n=16)
- Residential New Construction Outside Preliminary Floodplain (n=32)
- First Street Foundation 500-Year Depth Grid