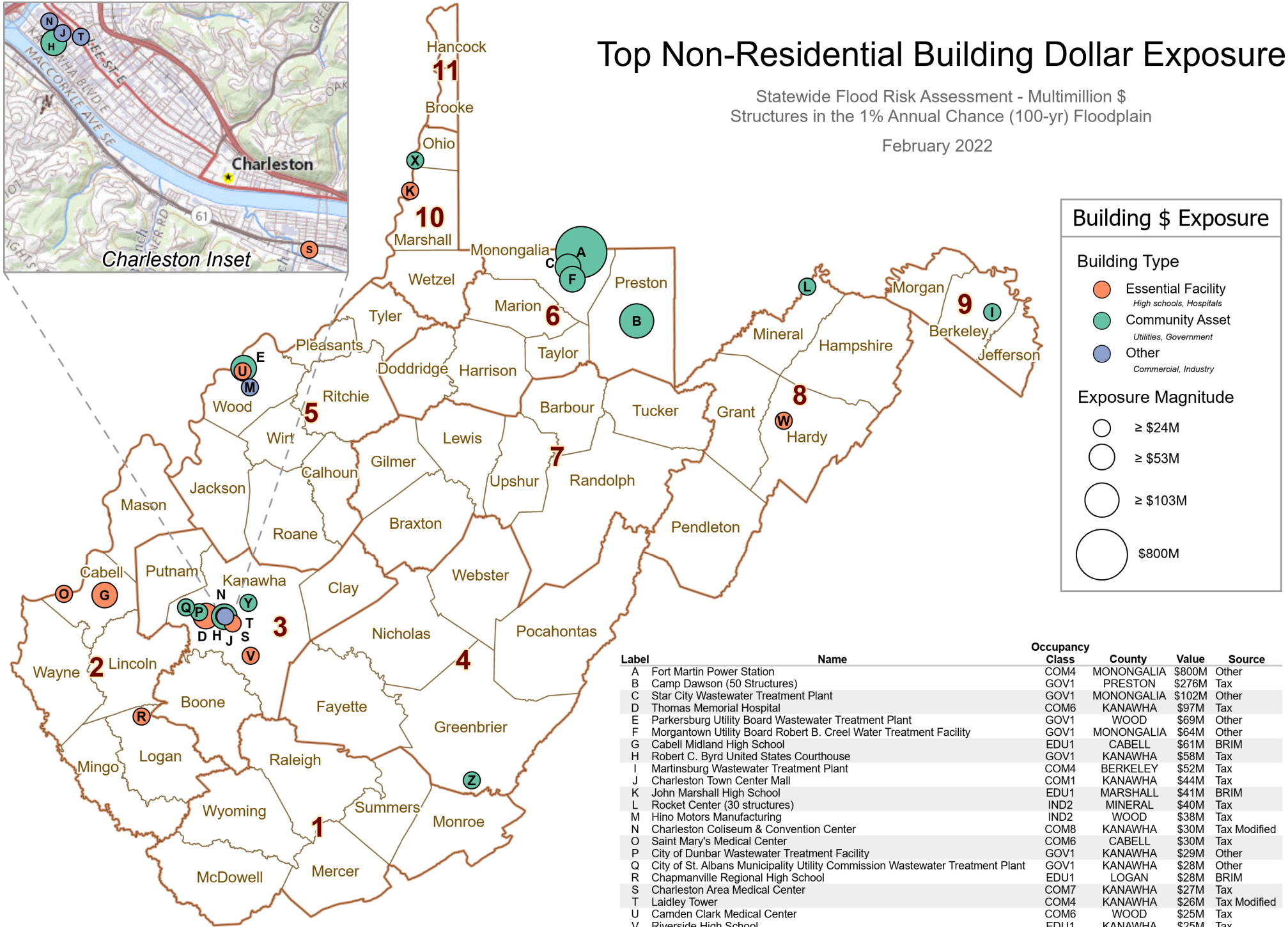
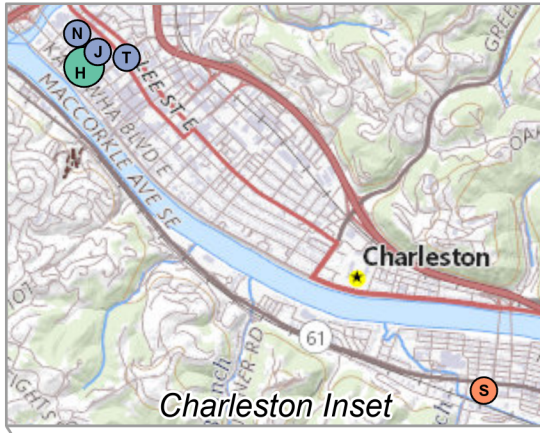


Top Non-Residential Building Dollar Exposure

Statewide Flood Risk Assessment - Multimillion \$
Structures in the 1% Annual Chance (100-yr) Floodplain

February 2022



Building \$ Exposure

Building Type

- Essential Facility
High schools, Hospitals
- Community Asset
Utilities, Government
- Other
Commercial, Industry

Exposure Magnitude

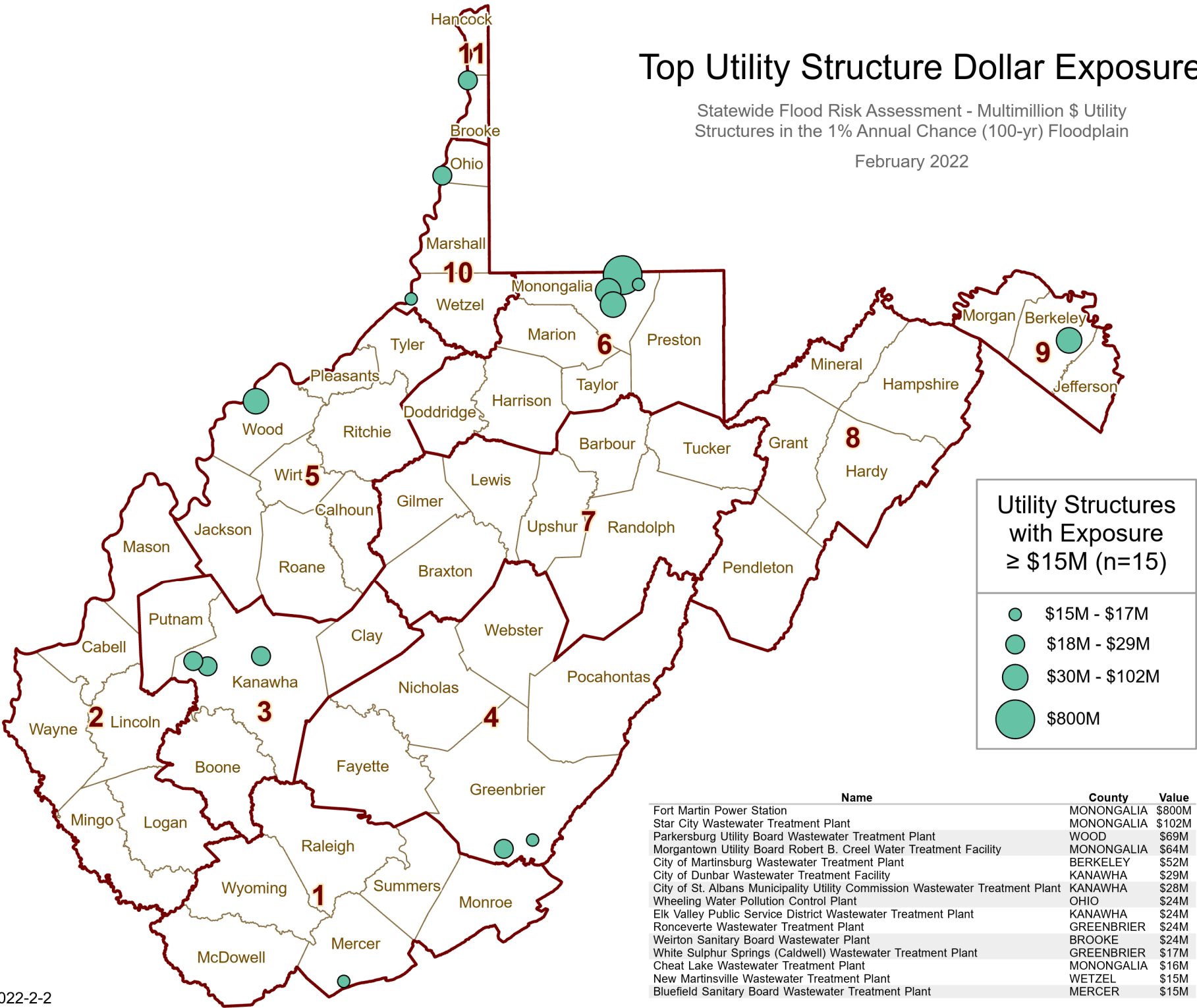
- ≥ \$24M
- ≥ \$53M
- ≥ \$103M
- \$800M

Label	Name	Occupancy Class	County	Value	Source
A	Fort Martin Power Station	COM4	MONONGALIA	\$800M	Other
B	Camp Dawson (50 Structures)	GOV1	PRESTON	\$276M	Tax
C	Star City Wastewater Treatment Plant	GOV1	MONONGALIA	\$102M	Other
D	Thomas Memorial Hospital	COM6	KANAWHA	\$97M	Tax
E	Parkersburg Utility Board Wastewater Treatment Plant	GOV1	WOOD	\$69M	Other
F	Morgantown Utility Board Robert B. Creel Water Treatment Facility	GOV1	MONONGALIA	\$64M	Other
G	Cabell Midland High School	EDU1	CABELL	\$61M	BRIM
H	Robert C. Byrd United States Courthouse	GOV1	KANAWHA	\$58M	Tax
I	Martinsburg Wastewater Treatment Plant	COM4	BERKELEY	\$52M	Tax
J	Charleston Town Center Mall	COM1	KANAWHA	\$44M	Tax
K	John Marshall High School	EDU1	MARSHALL	\$41M	BRIM
L	Rocket Center (30 structures)	IND2	MINERAL	\$40M	Tax
M	Hino Motors Manufacturing	IND2	WOOD	\$38M	Tax
N	Charleston Coliseum & Convention Center	COM8	KANAWHA	\$30M	Tax Modified
O	Saint Mary's Medical Center	COM6	CABELL	\$30M	Tax
P	City of Dunbar Wastewater Treatment Facility	GOV1	KANAWHA	\$29M	Other
Q	City of St. Albans Municipality Utility Commission Wastewater Treatment Plant	GOV1	KANAWHA	\$28M	Other
R	Chapmanville Regional High School	EDU1	LOGAN	\$28M	BRIM
S	Charleston Area Medical Center	COM7	KANAWHA	\$27M	Tax
T	Laidley Tower	COM4	KANAWHA	\$26M	Tax Modified
U	Camden Clark Medical Center	COM6	WOOD	\$25M	Tax
V	Riverside High School	EDU1	KANAWHA	\$25M	Tax
W	Moorefield High School	EDU1	HARDY	\$24M	Tax
X	Wheeling Water Pollution Control Plant	GOV1	OHIO	\$24M	Other
Y	Elk Valley Public Service District Wastewater Treatment Plant	GOV1	KANAWHA	\$24M	Other
Z	Ronceverte Wastewater Treatment Plant	GOV1	GREENBRIER	\$24M	Other

Top Utility Structure Dollar Exposure

Statewide Flood Risk Assessment - Multimillion \$ Utility Structures in the 1% Annual Chance (100-yr) Floodplain

February 2022



Name	County	Value
Fort Martin Power Station	MONONGALIA	\$800M
Star City Wastewater Treatment Plant	MONONGALIA	\$102M
Parkersburg Utility Board Wastewater Treatment Plant	WOOD	\$69M
Morgantown Utility Board Robert B. Creel Water Treatment Facility	MONONGALIA	\$64M
City of Martinsburg Wastewater Treatment Plant	BERKELEY	\$52M
City of Dunbar Wastewater Treatment Facility	KANAWHA	\$29M
City of St. Albans Municipality Utility Commission Wastewater Treatment Plant	KANAWHA	\$28M
Wheeling Water Pollution Control Plant	OHIO	\$24M
Elk Valley Public Service District Wastewater Treatment Plant	KANAWHA	\$24M
Ronceverte Wastewater Treatment Plant	GREENBRIER	\$24M
Weirton Sanitary Board Wastewater Plant	BROOKE	\$24M
White Sulphur Springs (Caldwell) Wastewater Treatment Plant	GREENBRIER	\$17M
Cheat Lake Wastewater Treatment Plant	MONONGALIA	\$16M
New Martinsville Wastewater Treatment Plant	WETZEL	\$15M
Bluefield Sanitary Board Wastewater Treatment Plant	MERCER	\$15M