







H I G H		1-Percent-Annual-Chance Flood Hazard Area With Base Flood Elevation (BFE)
		Regulatory Floodway in AE Zone
R I S K		1-Percent-Annual-Chance Flood Hazard Area Without BFE (may have Advisory Flood Heights)
		1-Percent-Annual-Chance High Risk Advisory